

The Archer Balanced Fund — One Fund, a Balanced Approach



Overview

Fund Inception Date
September 20, 2005

Symbol
ARCHX

Investment Advisor
Archer Investment Corporation

Portfolio Managers
Troy C. Patton, CPA/ABV
John W. Rosebrough, CFA

Strategy
Disciplined research-driven approach to uncover opportunities where the market has underestimated the intrinsic value and/or growth prospects of a company.

Distribution
Open to all investors
Available through most national brokerage firms
No sales charge or distribution fees

Dividends & Capital Gains
Paid quarterly

***NAV**
18.23

Investment Minimums
Initial Investment: \$2,500
Subsequent Investment: \$250
Auto-investment: \$250

**As of September 30, 2024*

The Archer Balanced Fund is distributed by:

Arbor Court Capital LLC, Member FINRA/SIPC
8000 Town Centre Drive, Suite 400
Broadview Heights, OH 44147

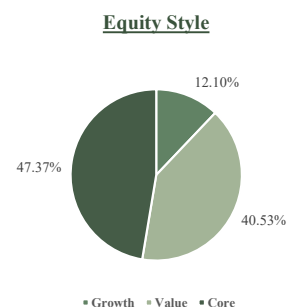
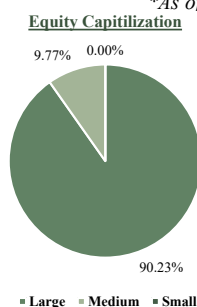
Investment Strategy

The Archer Balanced Fund seeks long-term growth of capital and income by employing a total return, asset allocation approach investing in a diversified portfolio of equity and fixed-income securities. Under normal circumstances, the Fund will invest up to 70%, but not less than 25% of its total assets in equity securities and at least 30%, but not less than 25% of its total assets in fixed income securities, cash and cash equivalents. The Fund's fixed income allocation primarily targets short- to intermediate term, investment-grade securities.

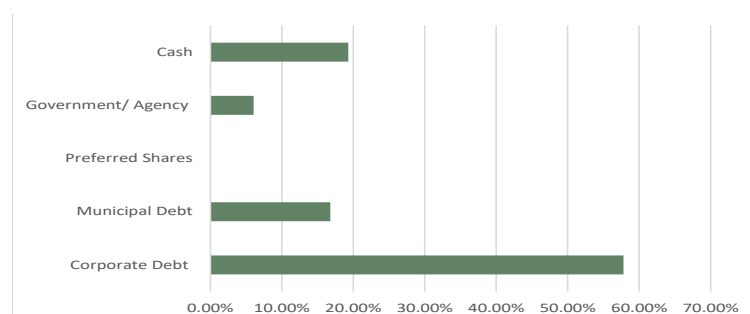
Portfolio Characteristics

Number of Issues (Equity): 35
Number of Issues (Fixed): 56
Composite Bond Rating: BBB+
Adjusted Duration: 1.80 Years
*TTM Yield: 1.25%

**As of September 30, 2024*



Bond and Income Allocation



Note: Allocations of investments shown above reflect the Fund's investments on September 30, 2024 and may not be representative of the Fund's current or future holdings.



Family
values.
Focused
investing.

Top 10 Equity Holdings

Meta Platforms, Inc.	4.12%
WalMart, Inc.	3.94%
Broadcom, Inc.	3.42%
Microsoft Corporation	3.42%
Quanta Services, Inc.	3.39%
MasterCard, Inc.	3.37%
NextEra Energy, Inc.	3.36%
Lockheed Martin Corporation	3.24%
Apple Inc.	3.06%
Alphabet Inc.	2.87%
Total	32.27%

Top 10 Fixed Holdings

U.S. Government Treasury Bill 3.875%, 2033	1.48%
Federal Home Loan Bank 5.555%, 2033	1.38%
Masco Corp. 7.750%, 2029	1.11%
Federal Farm Credit Bank 5.570%, 2033	0.98%
Georgia-Pacific, LLC. 7.250%, 2028	0.86%
Capital Southwest Corp. 3.375%, 2026	0.73%
Ford Motor Credit Co. LLC. 5.700%, 2034	0.69%
Jeffries Financial Group, Inc. 6.500%, 2029	0.59%
Banc of California, Inc. 5.250%, 2025	0.58%
US Bancorp 3.700%, 2027	0.54%
Total	8.94%



Contact

Address

11711 North College Avenue
Suite 200
Carmel, IN 46032

Phone

Office: (317) 581-5664
Toll Free: (800) 800-1776

Email

info@thearcherfunds.com

Website

www.thearcherfunds.com

Disclaimer

You should carefully consider the investment objectives, potential risks, management fees, and charges and expenses of the Fund before investing. The Fund's prospectus contains this and other information about the Fund and should be read carefully before investing. You may obtain a current copy of the Fund's prospectus by calling 800-581-1780 or by downloading one online at www.thearcherfunds.com.

The Fund's past performance does not guarantee future results. The investment return and principal value of an investment in the Fund will fluctuate so that an investor's shares, when redeemed, may be worth more or less than their original cost. Current performance of the Fund may be lower or higher than the performance quoted.