

# The Archer Multi Cap Fund — Managed Index Investing



## Overview

**Fund Inception Date**  
December 30, 2019

**Symbol**  
ALSMX

**Investment Advisor**  
Archer Investment Corporation

**Portfolio Managers**  
Troy C. Patton, CPA/ABV  
John W. Rosebrough, CFA

### **Strategy**

The Archer Multi Cap Fund seeks capital appreciation through a blended active and passive investment approach and offers investors a diversified US equity portfolio in a single fund.

### **Distribution**

Open to all investors  
Available through most national brokerage firms  
No sales charge or distribution fees

### **Dividends & Capital Gains**

Paid annually

**\*NAV**  
14.01

### **Investment Minimums**

Initial Investment: \$2,500  
Subsequent Investment: \$250  
Auto-investment: \$250

*\*As of March 28, 2024*

The Archer Multi Cap Fund is distributed by:

Arbor Court Capital LLC, Member FINRA/SIPC  
8000 Town Centre Drive, Suite 400  
Broadview Heights, OH 44147

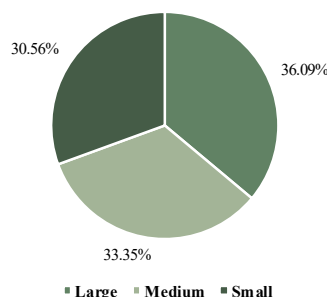
## Investment Strategy

The Archer Multi Cap Fund seeks long-term growth of capital by investing in up to 100 equity positions split evenly between the top 25 small, medium, and large publicly traded, US companies at the beginning of each calendar year based on market capitalization. Position sizes are adjusted throughout the year driven by our proprietary quantitative and technical models and rebalanced annually.

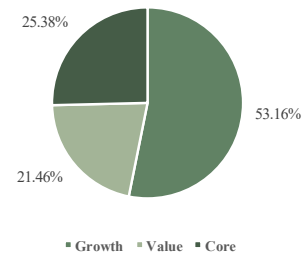
## Portfolio Characteristics

Number of Issues: 75

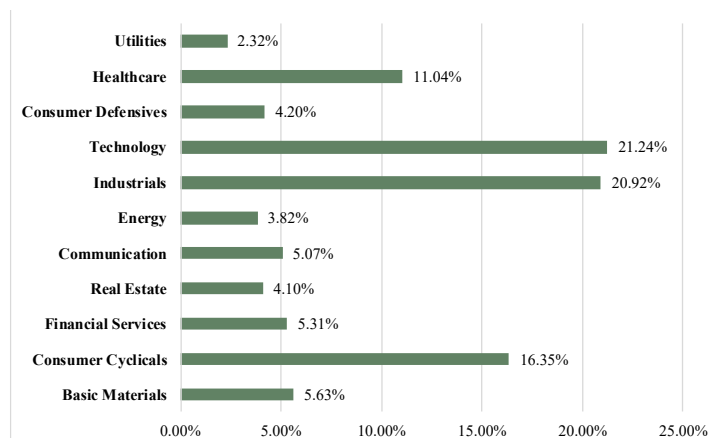
### Equity Capitalization



### Equity Style



## Sector Weights



**Note:** Allocations of investments shown above reflect the Fund's investments on March 28, 2024 and may not be representative of the Fund's current or future holdings.



Family  
values.  
Focused  
investing.

### Top 20 Equity Holdings

|                                 |               |
|---------------------------------|---------------|
| Vistra Corp.                    | 2.16%         |
| NVIDIA Corp.                    | 2.14%         |
| Super Micro Computer, Inc.      | 2.08%         |
| Deckers Outdoor Corporation     | 1.75%         |
| Williams-Sonoma, Inc.           | 1.75%         |
| Abercrombie & Fitch Co.         | 1.74%         |
| Reliance, Inc.                  | 1.68%         |
| e.l.f. Beauty Inc.              | 1.67%         |
| Meta Platforms, Inc. Class A    | 1.60%         |
| Carlisle Companies Incorporated | 1.56%         |
| Broadcom, Inc.                  | 1.55%         |
| Eli Lilly and Company           | 1.54%         |
| SPX Technologies, Inc.          | 1.48%         |
| Alphabet, Inc. Class A          | 1.45%         |
| TopBuild Corp.                  | 1.45%         |
| Alphabet Inc.                   | 1.45%         |
| JPMorgan Chase & Co.            | 1.45%         |
| Amazon.com, Inc.                | 1.38%         |
| Federal Signal Corporation      | 1.38%         |
| AAON, Inc.                      | 1.36%         |
| <b>Total</b>                    | <b>32.63%</b> |
| Cash                            | 2.96%         |



### Contact

#### **Address**

11711 North College Avenue  
Suite 200  
Carmel, IN 46032

#### **Phone**

Office: (317) 581-5664  
Toll Free: (800) 800-1776

#### **Email**

[info@thearcherfunds.com](mailto:info@thearcherfunds.com)

#### **Website**

[www.thearcherfunds.com](http://www.thearcherfunds.com)

### Disclaimer

**You should carefully consider the investment objectives, potential risks, management fees, and charges and expenses of the Fund before investing. The Fund's prospectus contains this and other information about the Fund and should be read carefully before investing. You may obtain a current copy of the Fund's prospectus by calling 800-581-1780 or by downloading one online at [www.thearcherfunds.com](http://www.thearcherfunds.com).**

The Fund's past performance does not guarantee future results. The investment return and principal value of an investment in the Fund will fluctuate so that an investor's shares, when redeemed, may be worth more or less than their original cost. Current performance of the Fund may be lower or higher than the performance quoted.