

The Archer Funds - Model Portfolios



The Archer Funds can be used to create several **Model Portfolios** based on your **Risk Tolerance** as an investor.

Generally your Risk Tolerance is based on the amount of loss in a portfolio and the length of time you are willing to endure that loss, while you wait for your portfolio to recover and increase in value.

Investors with a **higher Risk Tolerance** generally allocate more of their investment portfolio into equities where the risk of loss and potential return are the greatest.

Likewise investors with a **lower Risk Tolerance** generally allocate more of their investment portfolio into fixed income instruments where the risk of loss and potential return are the lowest.

Risk Tolerance Continuum:



Model Portfolio Examples Based on Risk Tolerance Levels:

Aggressive	Moderate Aggressive	Moderate	Income & Growth	Conservative

Asset Allocation Examples Based On Model Portfolio Types:

<ul style="list-style-type: none"> • 100% Archer Stock Fund 	<ul style="list-style-type: none"> • 50% Stock Fund • 50% Balanced Fund 	<ul style="list-style-type: none"> • 100% Archer Balanced Fund 	<ul style="list-style-type: none"> • 50% Balanced Fund • 50% Income Fund 	<ul style="list-style-type: none"> • 100% Archer Income Fund
--	---	---	--	---

You should carefully consider the investment objectives, potential risks, management fees, and charges and expenses of the Fund before investing. The Fund's prospectus contains this and other information about the Fund, and should be read carefully before investing. You may obtain a current copy of the Fund's prospectus by calling 800-238-7701 or by downloading one online at www.thearcherfunds.com.

The Fund's past performance does not guarantee future results. The investment return and principal value of an investment in the Fund will fluctuate so that an investor's shares, when redeemed, may be worth more or less than their original cost. Current performance of the Fund may be lower or higher than the performance quoted. Performance data current to the most recent month end may be obtained by calling 800-238-7701

THE ARCHER STOCK FUND

The Fund seeks to maximize capital appreciation by investing in the most attractive equity investment opportunities regardless of company size, sector, industry, or country domicile.

DISCIPLINE

The Fund employs a unique, research driven approach, combining an extensively back-tested quantitative model with hands-on, fundamental research. Sixty percent of the portfolio is determined by the strict buy and sell discipline of the quantitative model, while the remaining forty percent is determined by the portfolio management team.

FOCUS

The qualitative portion of the fund is actively managed to enhance shareholder value by avoiding group think and investing in companies which meet our uncompromising standards. The Fund's experienced portfolio managers use rigorous fundamental research to uncover opportunities where the market has underestimated the growth and/or intrinsic value of a company. The qualitative portion of the fund is limited to twenty positions, resulting in a focused portfolio of our best equity investment ideas.

TOP 10 HOLDINGS *(as of 08/31/2011)*

Visa, Inc.	2.83%
Cisco Systems Inc	2.64%
Chicago Bridge & Iron Company	2.56%
Kinross Gold Corporation	2.54%
GameStop Corp	2.54%
Abbott Laboratories	2.44%
Amgen Inc	2.38%
Teva Pharmaceutical Industries Ltd (TEVA)	2.37%
National Oilwell Varco, Inc.	2.37%
Cloud Peak Energy Inc	2.36%

PORTFOLIO MANAGERS

TROY PATTON, CPA/ABV

Mr. Patton is the Managing Director and Founder of The Archer Funds established in 2005. From 1996-2005 Mr. Patton was the founder and president of Frontier Financial Holdings, Inc. an integrated financial services company offering investment services and managed portfolios. Prior to founding Frontier, Mr. Patton served as a CFO at a private corporation and senior auditor at Ernst & Young where he audited public companies financial statements. Mr. Patton graduated from Miami University of Ohio in 1992 with a degree in accountancy.

STEVEN DEMAS

Mr. Demas joined Archer in April 2009 as a Portfolio Manager. Prior to joining Archer, Mr. Demas was a Vice President and Manager with Morgan Stanley from 2000-2009. Mr. Demas began his career as a financial advisor at Raffensberger & Hughes/National City Investments in 1994. He has substantial experience managing investment accounts, personally managing over \$100 million during his tenure with Morgan Stanley and is frequently quoted by leading financial news media sources.

JOHN ROSEBROUGH, CFA

Mr. Rosebrough joined Archer in July 2010 as a Portfolio Manager. Prior to joining Archer, Mr. Rosebrough managed investment portfolios for high net worth individuals, retirement plans and foundations. Mr. Rosebrough served as a Portfolio Manager and Investment Analyst for a large, Midwestern Registered Investment Advisor where he was a member of the Investment Committee responsible for the selection of equity and fixed income investments and co-managed the firm's fixed income model. Previously, Mr. Rosebrough was a Senior Fixed Income Specialist with Schwab Capital Markets Fixed Income and Specialized Products Group. He graduated from Indiana University in 1995 with a degree in economics and obtained the Chartered Financial Analyst (CFA) designation in 2001.



THE ARCHER
STOCK FUND

Actively Managed, Independent Research.

THE ARCHER STOCK FUND

OVERVIEW

The Fund seeks to maximize capital appreciation by investing in the most attractive equity investment opportunities regardless of company size, sector, industry, or country domicile.

PROFILE

Inception Date: March 9, 2011
 Net Assets: \$2.87 million
 2010 Expense Ratio: 1.45%*; No Load
 Symbol: ARSKX
 CUSIP: 039491204
 Net Asset Value: \$27.57 (08/31/2011)

PORTFOLIO CHARACTERISTICS

Total Stock Holdings: 104
 Price/Earnings Ratio: 15.02
 Price/Cash Flow: 10.81
 Debt/Capital: 26.9
 ROE: 14.5

STOCK SECTORS

	Portfolio %	Bmark %
Cyclical	37.35	38.40
Basic Matls	11.72	7.20
Consumer Cycl	9.46	12.90
Financial Svs	15.72	10.40
Real Estate	0.45	7.90
Sensitive	42.69	39.40
Commun Svs	1.73	1.30
Energy	7.21	6.80
Industrials	19.02	17.40
Technology	14.74	13.90
Defensive	19.96	22.20
Consumer Def	4.55	6.50
Healthcare	14.07	10.30
Utilities	1.33	5.40
Not Classified	0.00	0.00

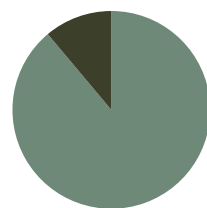
	Value	Core	Growth
Large	8	18	20
Mid	7	7	11
Small	11	10	8

0-10 10-25 25-50 >50

EQUITY STYLE BOX PERCENTAGE

Total Stock Holdings: 104

ASSET ALLOCATION (as of 08/31/2011)



	Portfolio Net
Cash	0.00
US Stocks	88.59
Non-US Stocks	11.41
Bonds	0.00
Other	0.00
Total	100.00

You should carefully consider the investment objectives, potential risks, management fees, and charges and expenses of the Fund before investing. The Fund's prospectus contains this and other information about the Fund, and should be read carefully before investing. You may obtain a current copy of the Fund's prospectus by calling 800-238-7701 or by downloading one online at www.thearcherfunds.com. The Fund's past performance does not guarantee future results. The investment return and principal value of an investment in the Fund will fluctuate so that an investor's shares, when redeemed, may be worth more or less than their original cost. Current performance of the Fund may be lower or higher than the performance quoted. Performance data current to the most recent month end may be obtained by calling 800-238-7701.

The S&P 500 Index is a widely recognized unmanaged index of equity prices representative of a broader market and range of securities than is found in the Fund's portfolio. The Index returns do not reflect the deduction of expenses, which have been deducted from the Fund's returns. The Index return assumes reinvestment of all distributions and does not reflect the deduction of taxes and fees. Individuals cannot invest directly in the Index. However, an individual can invest in exchange traded funds or other investment vehicles that attempt to track the performance of a benchmark index. Fund sector weights exclude cash, gold, and fixed income investments.

Distributed by Rafferty Capital Markets, LLC
 59 Hilton Avenue | Garden City, NY 11530 | (516) 535-3800

* The gross expense ratio of the Fund is 2.13%, and the net expense ratio after contractual fee waivers is 1.45%. The advisor has contracted with the Fund to waive fees to maintain a 1.45% expense ratio (excluding indirect expenses) for shareholders of the Fund through December 2013.

† Morningstar®



THE ARCHER
STOCK FUND

Actively Managed, Independent Research.

THE ARCHER BALANCED FUND

We utilize an intensive, in-house research process identifying companies that meet our value criteria. We are patient investors, not market timers; every stock we purchase is like buying part of the business, not just a paper certificate.

VALUE

We invest in quality companies we believe are undervalued by the market. In an effort to limit downside risk and maximize upside potential, we seek out companies that have strong competitive positions, solid financials and management teams.

SUSTAINABILITY

In addition to our value oriented investment strategy, we look for companies that produce consistent cash flow while balancing and focusing on historical levels of debt.

FOCUS

We invest the Fund's portfolio in a limited number of investments. These companies represent our best investment ideas. Based on experience, we believe a key determinant of superior performance is limiting the Fund's investments to the best ideas. This helps us develop and cultivate a thorough understanding of our portfolio investments.

PATIENCE

When we invest in a company, we anticipate holding our investment for an appropriate period of time to minimize taxes, transaction costs, and reinvestment risk. We will consider selling or reducing a holding when the stock price reaches our target price, when our appraisal of a company's intrinsic value declines, or when better investment opportunities exist elsewhere. We believe a sell discipline is just as important as a buy discipline.

ALIGNMENT

In order to align our interests with our Shareholders' interests, we are co-investors in the Fund. As of August 31, 2011, the Advisor's portfolio managers, associates, and families owned more than 5% of the Fund's outstanding shares.

TOP 10 HOLDINGS (as of 08/31/2011)

Hsbc Bk USA NA Cd Idx Zero, 0.00%, 7/17/2013	3.90%
Visa, Inc.	3.80%
Government Properties Income Trust	3.72%
Baxter International, Inc.	3.67%
CVS Caremark Corp.	3.63%
Morgan Stanley & Co., 10.00%, 4/28/2030	3.47%
Microsoft Corp.	3.45%
Abbott Laboratories	3.41%
Pepsico, Inc.	3.25%
American Electric Power	3.20%

You should carefully consider the investment objectives, potential risks, management fees, and charges and expenses of the Fund before investing. The Fund's prospectus contains this and other information about the Fund, and should be read carefully before investing. You may obtain a current copy of the Fund's prospectus by calling 800-238-7701 or by downloading one online at www.thearcherfunds.com. The Fund's past performance does not guarantee future results. The investment return and principal value of an investment in the Fund will fluctuate so that an investor's shares, when redeemed, may be worth more or less than their original cost. Current performance of the Fund may be lower or higher than the performance quoted. Performance data current to the most recent month end may be obtained by calling 800-238-7701.

*Distributed by Rafferty Capital Markets, LLC
59 Hilton Avenue | Garden City, NY 11530 | (516) 535-3800*



THE ARCHER
BALANCED FUND
One Fund, a Balanced Approach.

Top Ten Stock Holdings are as of market close on 08/31/2011.

THE ARCHER BALANCED FUND

OVERVIEW

The Fund seeks to achieve its objective by investing in a diversified portfolio of equity and fixed income securities.

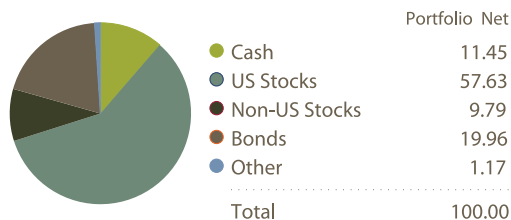
PROFILE

Inception Date: September 28, 2005
 Net Assets: \$13.91 million
 2010 Expense Ratio: 1.2%; No Load
 Symbol: ARCHX
 CUSIP: 03951C106
 Net Asset Value: \$8.68 (08/31/2011)

PORTFOLIO MANAGERS

Troy C. Patton, CPA
 Steven Demas
 John Rosebrough

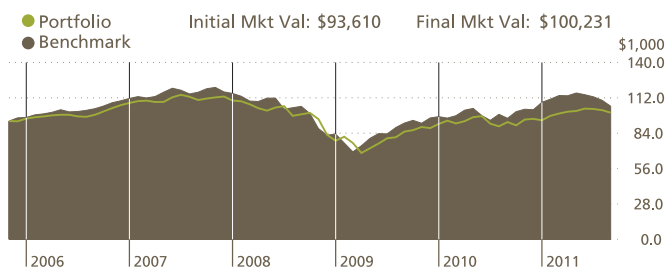
ASSET ALLOCATION



Performance data quoted above represents past performance; past performance does not guarantee future results. The investment return and principal value of an investment will fluctuate so that an investor's shares, when redeemed, may be worth more or less than their original cost. Current performance of the fund may be lower or higher than the performance quoted. Performance data current to the most recent month is available by calling us toll free at 1-800-238-7701.



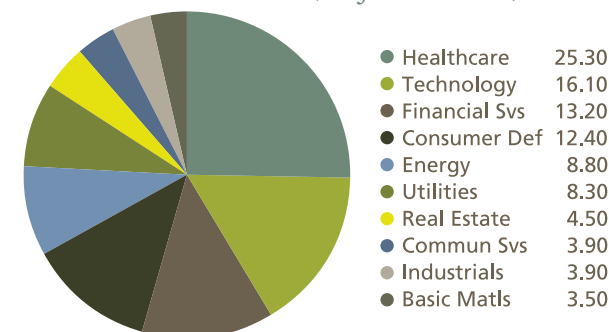
PERFORMANCE CHART



Trailing Returns	3 Mo	1 Yr	3 Yr	5 Yr	10 Yr
Pre-Tax Portfolio Return %	-5.96	7.54	-1.04	-0.85	—
Benchmark Return %	-7.95	10.00	0.03	0.37	3.02
+/- Benchmark Return %	1.99	-2.46	-1.08	-1.22	—

The Archer Balanced Fund (ARCHX) ranks in the top 17 percent, over the last 5 years performance, in bear markets against funds in their category. †

TOP EQUITY SECTORS (as of 08/31/2010)



Index returns include dividends and/or interest income but, unlike Fund returns, do not reflect fees or expenses. The Benchmark Index reflects an unmanaged portfolio of 65% of the S&P 500/Citi Value Index, which is a market capitalization-weighted index of 500 large-capitalization value stocks, and 35% of the Merrill Lynch US Corporate & Government 1-3 year Year Index. The Index return assumes reinvestment of all distributions and does not reflect the deduction of taxes and fees. Individuals cannot invest directly in the Index. However, an individual can invest in exchange traded funds or other investment vehicles that attempt to track the performance of a benchmark index. Fund sector weights exclude cash, gold, and fixed income investments.

* The gross expense ratio of the Fund is 1.59%, and the net expense ratio after contractual fee waivers is 1.20%. The advisor has contracted with the Fund to waive fees to maintain a 1.2% expense ratio (excluding indirect expenses) for shareholders of the Fund through December 2013.

† Morningstar®

THE ARCHER INCOME FUND

Our approach emphasizes team management and we utilize an intensive, in-house research process to identify investment opportunities with the potential to outperform over the long term. As with all of the Archer Funds, our interests are aligned with our fellow shareholders by investing in the funds we manage.

STABILITY

Archer Income is a diversified income fund that seeks to maximize current income, consistent with the preservation of capital. We believe the first rule of a fixed income investor is to work to ensure the return of investment before worrying about the return on investment.

OPPORTUNITY

We employ a flexible, “go anywhere” approach which allows the portfolio managers to seek out what they

believe to be the best values in the fixed income markets.

We invest primarily in the investment grade, fixed income securities and may also invest a portion of The Fund assets in preferred securities, global and floating rate issues.

DISCIPLINE

We focus on maintaining an awareness of The Fund’s duration to protect against interest rate risk and develop an in depth understanding of the financial position of each issuer to protect against credit risk.

PORTFOLIO MANAGERS

TROY PATTON, CPA/ABV

Mr. Patton is the Managing Director and Founder of The Archer Funds established in 2005. From 1996-2005 Mr. Patton was the founder and president of Frontier Financial Holdings, Inc. an integrated financial services company offering investment services and managed portfolios. Prior to founding Frontier, Mr. Patton served as a CFO at a private corporation and senior auditor at Ernst & Young where he audited public companies financial statements. Mr. Patton graduated from Miami University of Ohio in 1992 with a degree in accountancy.

STEVEN DEMAS

Mr. Demas joined Archer in April 2009 as a Portfolio Manager. Prior to joining Archer, Mr. Demas was a Vice President and Manager with Morgan Stanley from 2000-2009. Mr. Demas began his career as a financial advisor at Raffensberger & Hughes/National City Investments in 1994. He has substantial experience managing investment accounts, personally managing over \$100 million during his tenure with Morgan Stanley and is frequently quoted by leading financial news media sources.

JOHN ROSEBROUGH, CFA

Mr. Rosebrough joined Archer in July 2010 as a Portfolio Manager. Prior to joining Archer, Mr. Rosebrough managed investment portfolios for high net worth individuals, retirement plans and foundations. Mr. Rosebrough served as a Portfolio Manager and Investment Analyst for a large, Midwestern Registered Investment Advisor where he was a member of the Investment Committee responsible for the selection of equity and fixed income investments and co-managed the firm’s fixed income model. Previously, Mr. Rosebrough was a Senior Fixed Income Specialist with Schwab Capital Markets Fixed Income and Specialized Products Group. He graduated from Indiana University in 1995 with a degree in economics and obtained the Chartered Financial Analyst (CFA) designation in 2001.



THE ARCHER
INCOME FUND

Maximize Income, Preserve Capital.

THE ARCHER INCOME FUND

OVERVIEW

A diversified income fund that seeks to maximize income, consistent with the preservation of capital.

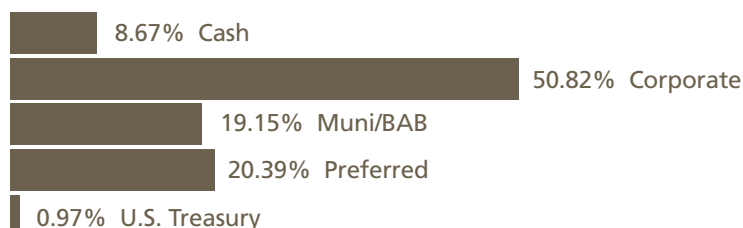
PROFILE

Inception Date: March 9, 2011
 Net Assets: \$2.59 million
 2010 Expense Ratio: 1.2%*; No Load
 Symbol: ARINX
 CUSIP: 039491105
 Net Asset Value: \$20.77 (08/31/2011)

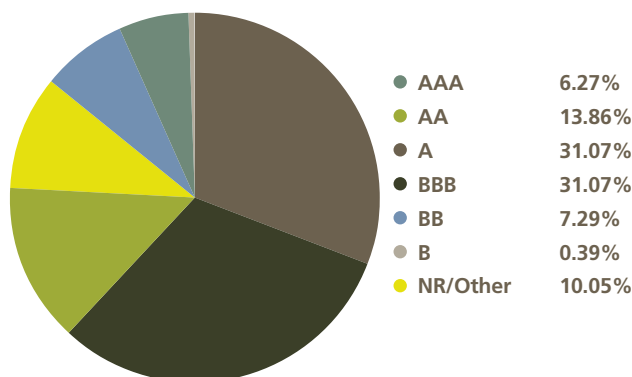
PORTFOLIO CHARACTERISTICS

Average Coupon: 5.84%
 Average Yield: 4.97%
 Average Maturity: 11.83 years
 Average Duration: 5.92 years

ASSET ALLOCATION



CREDIT QUALITY ALLOCATION



CURRENCY ALLOCATION



You should carefully consider the investment objectives, potential risks, management fees, and charges and expenses of the Fund before investing. The Fund's prospectus contains this and other information about the Fund, and should be read carefully before investing. You may obtain a current copy of the Fund's prospectus by calling 800-238-7701 or by downloading one online at www.thearcherfunds.com. The Fund's past performance does not guarantee future results. The investment return and principal value of an investment in the Fund will fluctuate so that an investor's shares, when redeemed, may be worth more or less than their original cost. Current performance of the Fund may be lower or higher than the performance quoted. Performance data current to the most recent month end may be obtained by calling 800-238-7701.

Distributed by Rafferty Capital Markets, LLC
 59 Hilton Avenue | Garden City, NY 11530 | (516) 535-3800

* The gross expense ratio of the Fund is 1.98%, and the net expense ratio after contractual fee waivers is 1.20%. The advisor has contracted with the Fund to waive fees to maintain a 1.2% expense ratio (excluding indirect expenses) for shareholders of the Fund through December 2013.



THE ARCHER
INCOME FUND

Maximize Income, Preserve Capital.